


講義棟 6 階 席図


L601

(収容120人 試験80人)




L602

(収容120人 試験80人)



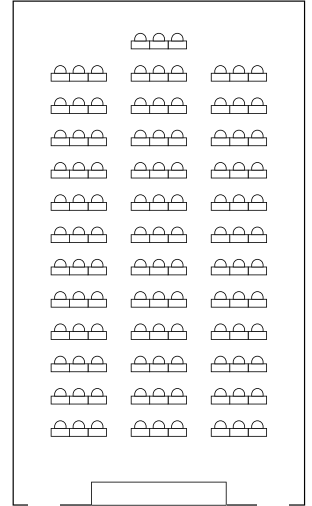
L603

(収容120人 試験80人)




L604

(収容111人 試験74人)



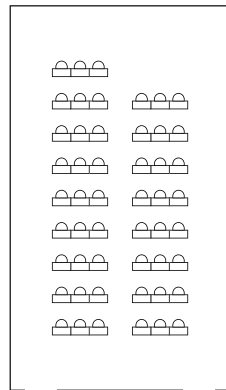
L605

(収容111人 試験74人)



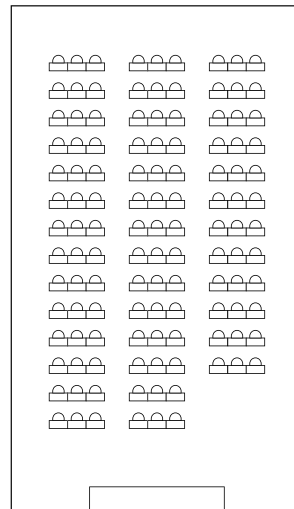
L606

(収容51人 試験34人)




L607

(収容120人 試験80人)




L608

(収容120人 試験80人)




L609

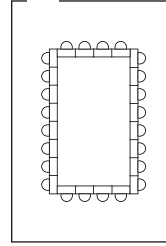
(収容111人 試験74人)

**L610**

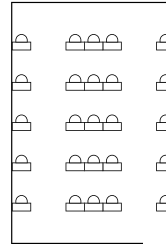
(収容111人 試験74人)

**L611**

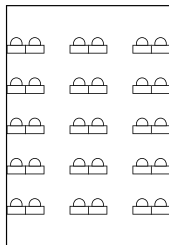
(収容24人 試験15人)

**L612**

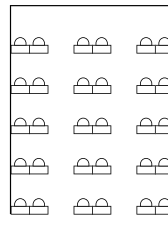
(収容25人 試験20人)

**L613**

(収容30人 試験15人)

**L614**

(収容30人 試験15人)



講義棟 6 階平面図

